

Instructions: Show all work. Answers without work required to obtain the solution will not receive full credit. Some questions may contain multiple parts: be sure to answer all of them. Give exact answers unless specifically asked to estimate.

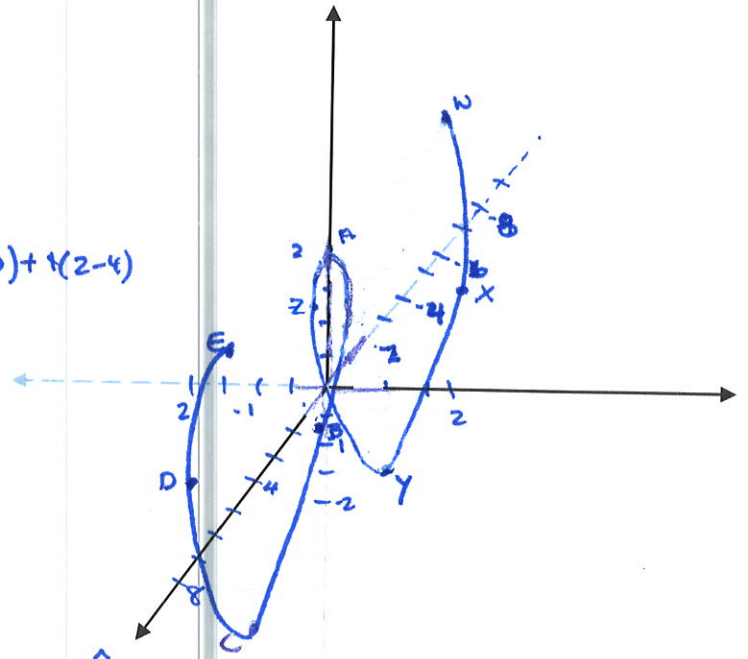
t	x	y	z
0	0	0	2
$\frac{\pi}{2}$	1.6	1	0
π	3.1	0	-2
$\frac{3\pi}{2}$	4.7	-1	0
2π	6.3	0	2
$-\frac{\pi}{2}$	-1.6	-1	0
$-\pi$	-3.1	0	-2
$-\frac{3\pi}{2}$	-4.7	1	0
-2π	-6.3	0	2

A → X - Y - Z → A - B - C → D - E

1. Sketch the graph of the helix $\vec{r}(t) = t\hat{i} + \sin t\hat{j} + 2\cos t\hat{k}$. Be sure to label the axes.

2. Find the determinant of A =

$$\begin{vmatrix} 3 & -2 & 1 \\ 1 & 1 & 0 \\ 4 & 2 & -1 \end{vmatrix} = 3(-1-0) - (-2)(-1-0) + 1(2-4) = -3 + (-2) + (-2) = -7$$



3. Find $\langle 6, 0, -2 \rangle \times \langle 2, 4, 6 \rangle$

$$\begin{vmatrix} \hat{i} & \hat{j} & \hat{k} \\ 6 & 0 & -2 \\ 2 & 4 & 6 \end{vmatrix} = (0+8)\hat{i} - (36+4)\hat{j} + (24-0)\hat{k} = 8\hat{i} - 40\hat{j} + 24\hat{k}$$

4. Use the information found in #3 to find an equation of the line through the point $(2, -1, 7)$ pointing in that direction.

$\hat{i} - 5\hat{j} + 3\hat{k}$ (scaled by 8) = $\langle a, b, c \rangle$

$\vec{r}(t) = (t+2)\hat{i} + (-5t-1)\hat{j} + (3t+7)\hat{k}$ vector form

parametric
 $x = t+2$
 $y = -5t-1$
 $z = 3t+7$

or $\frac{x-2}{1} = \frac{y+1}{-5} = \frac{z-7}{3}$ symmetric form

5. The points $(-1, 3, 1)$, $(0, 5, 2)$, $(4, 3, -1)$ form a plane. Find a vector orthogonal to the plane. Use that vector to find an equation of the plane containing these three points.

$\langle -1, -2, -1 \rangle$ or $\langle 1, 2, 1 \rangle$
 $\langle -4, 2, 3 \rangle$


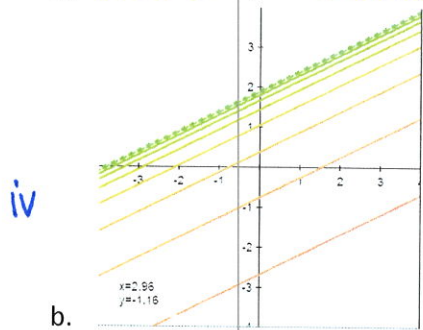
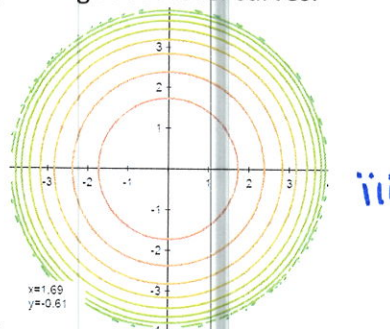
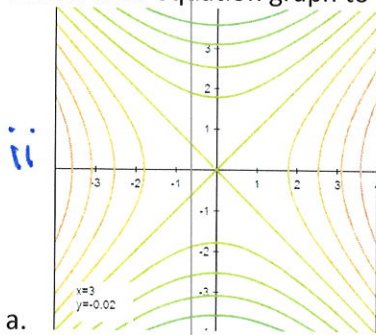
$$\begin{vmatrix} \hat{i} & \hat{j} & \hat{k} \\ 1 & 2 & 1 \\ -4 & 2 & 3 \end{vmatrix} = (6-2)\hat{i} - (3+4)\hat{j} + (12+8)\hat{k} = 4\hat{i} - 7\hat{j} + 10\hat{k} \text{ or } \langle 4, -7, 10 \rangle$$

$$4(x+1) + (-7)(y-3) + 10(z-1) = 0$$

$$4x + 4 - 7y + 21 + 10z - 10 = 0$$

$$4x - 7y + 10z = -15$$

6. Match each equation graph to the corresponding set of level curves.



- i. $z = \sin(x + y) \cos(x - y)$ d
- ii. $z = x^2 - y^2$ a
- iii. $z = \sqrt{16 - x^2 - y^2}$ c
- iv. $z = \ln(x - 2y + 4)$ b

Note: On these graphs, greener shades are smaller values of z , while redder shades are larger values.