



# CS114

## Academic Strategies for the IT Professional

Seminar 3

# Agenda

## CS114 - Seminar 3

1. Learning Style Quizzes
2. LASSI setup
3. Complete the LASSI assessment
4. Compare/contrast learning styles
5. Looking ahead

# Learning Style Quizzes

**Learn how you learn!**

# Learning Style Quizzes

Why is it important?

In the Chat, write down why you think learning about your preferred learning style is important for your studies.

# Learning Style Quizzes

Why is it important?

In the Chat, write down how do you prefer to learn. You may use descriptors like auditory, visual, etc., or processes (like flash cards, reading, etc.). You can also list combinations of things that help reinforce each other.

# Learning Style Quizzes

Quick 20-question quiz

Complete the following quiz. Once you are done, Give me a thumbs up.

<http://www.educationplanner.org/students/self-assessments/learning-styles>

# Learning Style Quizzes

## Example Results

When we say that we are an “auditory” learner, we are simply stating that is our preferred method of learning. In reality, you likely have learned how to adapt to a tactile or visual way of gathering information, too! It’s a spectrum!

### What's Your Learning Style? The Results



NICHOLAS



Print Results

#### Your Scores:

- **Auditory:** 40%
- **Tactile:** 30%
- **Visual:** 30%

You are an **Auditory** learner! Check out the information below, or [view all of the learning styles](#).

#### Auditory

As an auditory learner, you grasp information best through hearing. Remembering what you've heard, you find spoken instructions clearer than written ones. Reading aloud helps you learn, and you might hum or talk when bored. You absorb and understand spoken information effectively.

Here are some things that auditory learners like you can do to learn better.

- Sit where you can hear.
- Have your hearing checked on a regular basis.
- Use flashcards to learn new words; read them out loud.
- Read stories, assignments, or directions out loud.
- Record yourself spelling words and then listen to the recording.
- Have test questions read to you out loud.
- Study new material by reading it out loud.

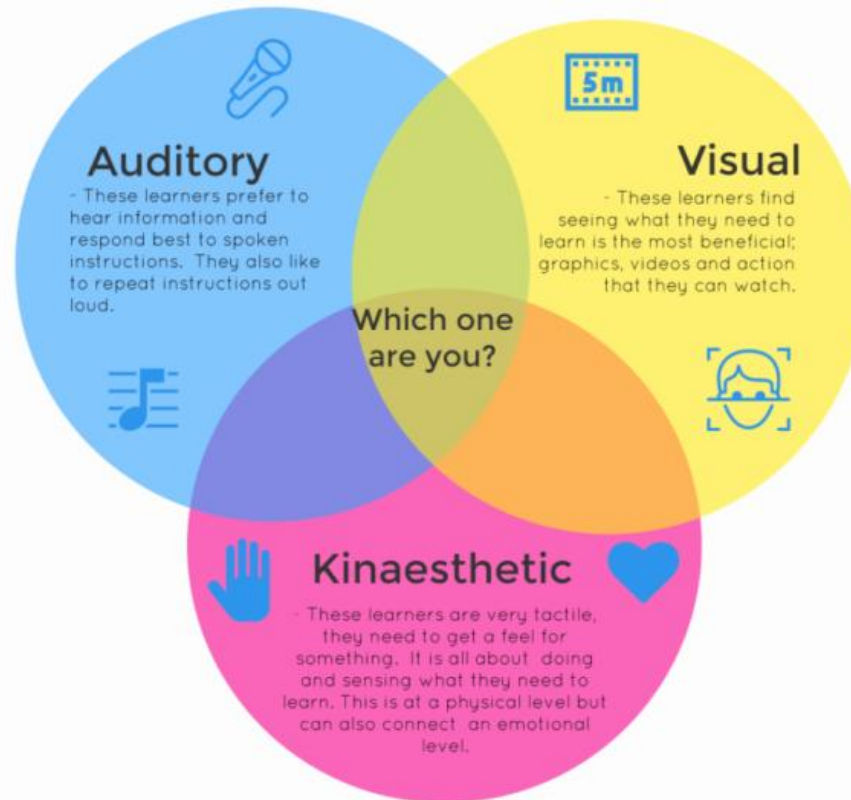
Remember that you need to **hear** things, not just see things, to learn well.

# Learning Style Quizzes

Where did you rank?

## 3 TYPES OF LEARNER

Effective Learning for Everyone



From Google Images

Using the graph, tell us in the chat the style(s) that best depicts your dominant learning style.

# LASSI Setup

## Assignment 3

## **LASSI Modules**

The LASSI Modules will give you the opportunity to explore information related to different learning and study strategy areas so that you can build your self-awareness and focus on making ongoing improvements. Once you have completed the LASSI Inventory, follow the Lassi Modules Instructions located in the Unit 3 Assignment (Web Page) area to register.

Go to  
[www.CollegeLassi.com/](http://www.CollegeLassi.com/).  
Once there

It should look like this:

**LASSI** Learning And Study Strategies Inventory  
3rd Edition

by  
**Claire E. Weinstein, Ph.D.**,  
Professor Emeritus, The University of Texas at Austin  
**David R. Palmer, Ph.D.**,  
Principal, David Palmer Consulting  
and **Taylor W. Acee, Ph.D.**,  
Associate Professor, Texas State University

**Directions**

The Learning and Study Strategies Inventory (LASSI) is designed to gather information about learning and study practices and attitudes. Upon submission and approval of your school number, several statements will be presented that relate to learning and studying.

**You are to read each statement and then select a response according to the following key:**

☐ Not at all typical of me  
☐ Not very typical of me  
☒ Somewhat typical of me  
☐ Fairly typical of me  
☐ Very much typical of me

**To help you decide which responses to select, we would like to explain what is meant by each term.**

By **Not at all typical of me**, we do not necessarily mean that the statement would never describe you, but that it would be true of you only in rare instances.

By **Not very typical of me**, we mean that the statement generally would not be true of you.

By **Somewhat typical of me**, we mean that the statement would be true of you about half the time.

By **Fairly typical of me**, we mean that the statement would generally be true of you.

Scroll down on the homepage until you reach the “First Administration” section. Once there, give us a thumbs up.

It should look like this:

Choose the correct box below.

Before you begin it is important to know whether you have taken the LASSI previously. Choose the correct box below.

FIRST ADMINISTRATION

If this is your first time taking LASSI, enter your school number, user name, and password into the spaces below and click the “Submit” button to continue.

School Number

Enter Your School Number

User Name

Enter Your User Name

Password

Enter Your Password

Submit

SECOND ADMINISTRATION

If you are taking this assessment for the second time (Post-Test), enter your school number and your student key into the spaces below and click the “Take Post-Test” button.

School Number

Enter Your School Number

Student Key \*


Enter Your Student Key

Take Post-Test

\* Note: Your student key was issued the first time you took the LASSI. If you misplaced your student key, your advisor/instructor can look it up for you.

©1996-2024 All Rights Reserved. H&H Publishing Company, Inc.

[Privacy Policy](#)



Enter the following information in the First Administration section and Submit. Once complete, give us a thumbs up.


It should look like this:

**Choose the correct box below.**

Before you begin it is important to know whether you have taken the LASSI previously. Choose the correct box below.

FIRST ADMINISTRATION	SECOND ADMINISTRATION
<p>If this is your first time taking LASSI, enter your school number, user name, and password into the spaces below and click the "Submit" button to continue.</p> <p>School Number</p> <input type="text" value="80081"/>	<p>If you are taking this assessment for the second time (Post-Test), enter your school number and your student key into the spaces below and click the "Take Post-Test" button.</p> <p>School Number</p> <input type="text" value="Enter Your School Number"/>
<p>User Name</p> <input type="text" value="nchx"/>	<p>Student Key *</p> <input type="text" value="Enter Your Student Key"/>
<p>Password</p> <input type="password" value="...."/>	<p><a href="#">Take Post-Test</a></p>
<p><a href="#">Submit</a></p>	<p>* Note: Your student key was issued the first time you took the LASSI. If you misplaced your student key, your advisor/instructor can look it up for you.</p>

© 1996-2024 All Rights Reserved. H&H Publishing Company, Inc.  
[Privacy Policy](#)



School Number:  
80081

User Name: nchx

Password: pw4y

Then click  
"Submit"

Enter in your First and Last Name on the next screen and click Continue. Once, done give a thumbs up.

It should look like this:

**LASSI** Learning And Study Strategies Inventory  
3rd Edition


Enter your first name, last name, email address, and ID number into the spaces below, and then click the Continue button.

First name:	Last name:
<input type="text" value="First Name..."/>	<input type="text" value="Last Name..."/>
Email Address: (optional)	ID Number: (optional)
<input type="text" value="Email..."/>	<input type="text" value="ID Number..."/>

Continue

---

©1996-2024 All Rights Reserved. H&H Publishing Company, Inc.  
[Privacy Policy](#)





# LASSI

## Assignment 3



**We will now go through the LASSI inventory to prep you for your third assignment.**

**I will read a question and determine how relevant the statement applies to you and make your selection on your LASSI instance.**

**DO NOT forget to print your results or save them as a PDF before shutting down your browser!**

# Anxiety

28. I feel very panicky when I take an important test.

34. When I am taking a test, worrying about doing poorly interferes with my concentration.

37. I worry that I will flunk out of school.

50. Even when I am well prepared for a test, I feel very anxious.

53. Courses in certain subjects, such as math, science, or a foreign language, make me anxious.

56. When I am studying, worrying about doing poorly in a course interferes with my concentration.

63. The cost of my education is a major concern.

# Attitude

- 14. I only study the subjects I like.
- 20. I review my notes before the next class.
- 29. I have a positive attitude about attending my classes.
- 39. I do not care about getting a general education, I just want to get a good job.
- 42. I dislike most of the work in my classes.
- 45. I do not put a lot of effort into doing well in my courses.
- 59. In my opinion, what is taught in my courses is not worth learning.
- 61. I need a college degree to fulfill my ambitions.

# Concentration

- 6. I concentrate fully when studying.
- 13. I find it difficult to maintain my concentration while doing my coursework.
- 25. My mind wanders a lot when I study.
- 32. I would rather not be in school.
- 40. I find it hard to pay attention during lectures.
- 47. I am very easily distracted from my studies.
- 58. If I get distracted during class, I am able to refocus my attention.

# Information Processing

- 3. I try to find relationships between what I am learning and what I already know.
- 21. I have difficulty adapting my studying to different types of courses.
- 22. I translate what I am studying into my own words.
- 26. I stop periodically while reading and mentally go over or review what was said.
- 30. When I study for a test, I have trouble figuring out just what to do to learn the material.
- 36. I have trouble understanding exactly what a test question is asking.
- 38. To help make sure I understand the material, I review my notes before the next class.
- 41. I try to relate what I am studying to my own experiences.

# Motivation

- 1. Even when study materials are dull and uninteresting, I manage to keep working until I finish.
- 17. When work is difficult, I either give up or study only the easy parts.
- 24. Even if I am having difficulty in a course, I can motivate myself to complete the work.
- 31. Even if I do not like an assignment, I am able to get myself to work on it.
- 33. I set goals for the grades I want to get in my classes.
- 64. In the last hour, I decided to change an aspect of my study routine.

# Selecting Main Ideas

- 9. During class discussion, I have trouble figuring out what is important enough to put in my notes.
- 16. I have difficulty identifying the important points in my reading.
- 19. There are so many details in my textbooks that it is difficult for me to find the main ideas.
- 44. When studying, I seem to get lost in the details and miss the important information.
- 48. It is hard for me to decide what is important to underline in a text.
- 55. When I listen to class lectures, I am able to pick out the important information.

# Self-Testing

- 10. To help me remember new principles we are learning in class, I practice applying them.
- 15. When preparing for an exam, I create questions that I think might be included.
- 18. To help me learn the material presented in my classes, I relate it to my own general knowledge.
- 35. I try to see how what I am studying would apply to my everyday life.
- 49. To check my understanding of the material in a course, I make up possible test questions and try to answer them.
- 52. I test myself to see if I understand what I am studying.

# Test Strategies

5. In taking tests, writing papers, etc., I find I have misunderstood what is wanted and lose points because of it.

43. I review my answers during essay tests to make sure I have made and supported my main points.

57. I do poorly on tests because I find it hard to plan my work within a short period of time.

# Time Management

- 4. I find it hard to stick to a study schedule.
- 8. When I decide to study, I set aside a specific length of time and stick to it.
- 11. When it comes to studying, procrastination is a problem for me.
- 23. I put off studying more than I should.
- 51. I set aside more time to study the subjects that are difficult for me.
- 54. I end up “cramming” for every test.
- 57. I do poorly on tests because I find it hard to plan my work within a short period of time.
- 62. My personal relationships interfere with my college responsibilities.

# Using Academic Resources

- 2. When it is difficult for me to complete a course assignment, I do not ask for help.
- 7. When I am struggling in one or more courses, I am too embarrassed to admit it to anyone.
- 12. If I am having trouble with a writing assignment, I seek help from resources available at my college such as the writing center, learning center, or tutoring center.
- 27. I am not comfortable asking for help from instructors in my courses.
- 46. If I find that a course is too difficult for me, I will get help from a tutor.
- 60. When I do not understand how to use a method or procedure presented in one of my courses, I ask another student to teach me so that I can do it on my own.

# Assignment 3

**DO NOT** forget to save your results.

You will be placing them in order from **highest** to **lowest** percentile score ranking in **Part 1**.

At the top of the screen on your results is a **student key**. If you write that down, you'll be able to access them again later if you forgot to print them. You'll also get a link in email.

## CS114: Academic Strategies for the Information Technology Professional Unit 3 LASSI Inventory Assignment

Full Name:

Two-digit Section #:

*Instructions: Download this document to your computer before filling it out. Save using "Save As" and add your name to the front removing the phrase "YourName" from the title. Respond appropriately to the assignment prompts and save the document again before submitting to the Unit 3 Dropbox.*

**Complete the Unit 3 LASSI Inventory (see Unit 3 Assignment webpage for inventory instructions).** Make sure to **SAVE** your inventory results. Follow the guidelines below to rate and evaluate your learning and study strategies based on your computer-generated LASSI score report.

### Part 1

**Step 1: Learning & Study Skills Overview:** Rate the following skills on a scale of 1–10: Attitude, Motivation, Time Management, Anxiety, Concentration, Information Processing, Selecting Main Idea, Self-Testing, Test Strategies, and Using Academic Resources. #1 would be your highest score and #10 would be your lowest score; make sure to include the **name** of each skill following each number **and** the **percentile score**. (Example: 1. Motivation 90%; 2. Attitude 85%).

Highest

- 1.
- 2.
- 3.
- 4.
- 5.
- 6.
- 7.
- 8.

9.

10.

Lowest

**Step 2. Evaluation:** Write a detailed paragraph in which you explain what you learned about yourself as you completed the LASSI Inventory, reviewed your results, and rated your skills in the exercise above. **Your response should be a minimum of ten complete sentences.**

**Answer:**

### Part 2: LASSI Modules Instructions

**Make sure to: (1) Complete the LASSI Inventory, and then (2) Register for the LASSI Modules by following instructions included in the Unit 3 Assignment webpage area.**

Once registered, choose **one** of your **LOWEST** rated modules and **one** of your **HIGHEST** rated modules, read about each one, and then complete the following:

**Step 1: LOWEST** rated module: Name of module: **XXXXX**

Based on the information contained in the module you listed **above**, describe the most important or helpful items you came across as you reviewed the information contained in the module and explain how you will apply this information as you focus on being a successful student. **Your response should be a minimum of five complete sentences.**

**Answer:**

**Step 2: HIGHEST** rated module: Name of module: **XXXXX**

Based on the information contained in the module you listed **above**, describe the most important or helpful items you came across as you reviewed the information contained in the module and explain how you will apply this information as you focus on being a successful student. **Your response should be a minimum of five complete sentences.**

**Answer:**

### Part 3. Reflection:

Write a detailed paragraph in which you explain how you will strive to improve your learning success by utilizing effective time, stress, and study strategies. Please refer to

# Compare/Contrast Learning Styles

## Assignment 3

# Reflection

Compare/Contrast

In the chat, answer the following: Did anything change between the first and second survey we did in class?

# Reflection

Using the **Chat**, write down some tips for each learner

**Auditory**

**Visual**

**Tactile/Kinesthetic**

# Reflection

Compare/Contrast

Using the **Chat**, answer the following: How will this survey impact your studies? (Relates to **Part 3** of **Assignment 3**)

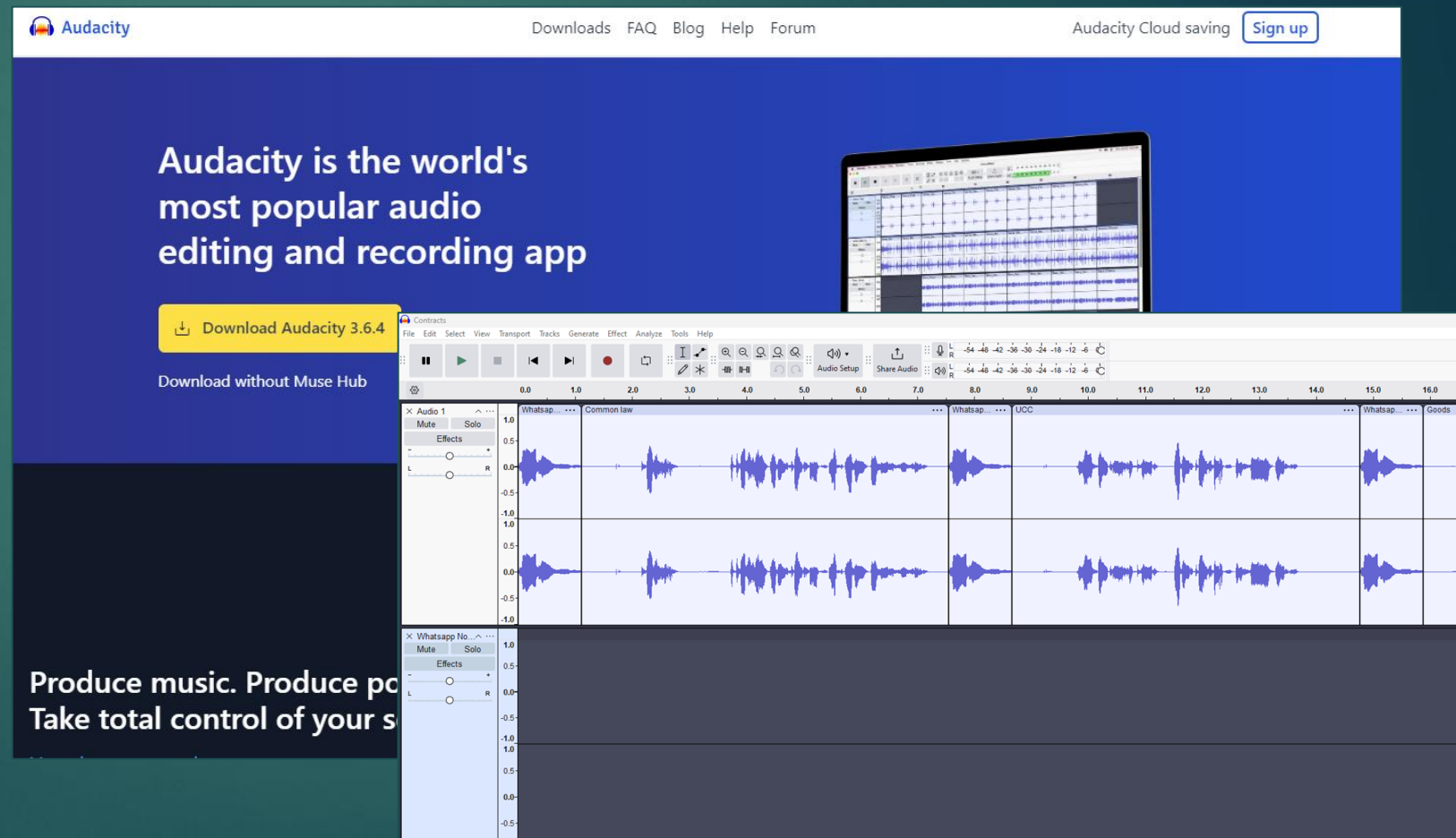
# Auditory Learners

## Audacity

Do you prefer to *hear* content? You can now create your own MP3 audio recordings and take them with you!

**Site:** AudacityTeam.org

**Cost:** Free



# Visual Learners

## StudyLib

**Do you prefer to see content? You can create collections of flashcards with images on both sides or directly from your documents!**

**Site:** StudyLib.net

**Cost:** Free

The screenshot displays the StudyLib website interface. At the top, there is a navigation bar with the 'STUDYLIB' logo, links for 'DOCUMENTS', 'FLASHCARDS', and 'CHROME EXTENSION', a search bar, and buttons for 'Upload document' and 'Create flashcards'. The main content area features a flashcard set titled 'Cell structure' with 11 cards. A large central image shows a detailed diagram of a cell. To the left of the image are two learning mode options: 'Long Term Learning' (Spaced Repetition) with an 'Add to Long Term Learning Desk' button, and 'Fast learning' (Repeat this set of flashcards). To the right of the image are buttons for 'Preview', 'Test', 'Spell', and 'Match'. Below the main image, there are filters for 'Show all', 'Difficult', 'Familiar', 'Mastered', 'Starred', and 'Review'. A card is currently displayed with the title 'Cell wall' and the description: 'Tough, rigid outer layer that protects the cell and gives it shape. Found in plants, algae, fungi, and most bacteria.' At the bottom, there is a 'Studylib tips' section and a purple banner with a yellow sun icon.

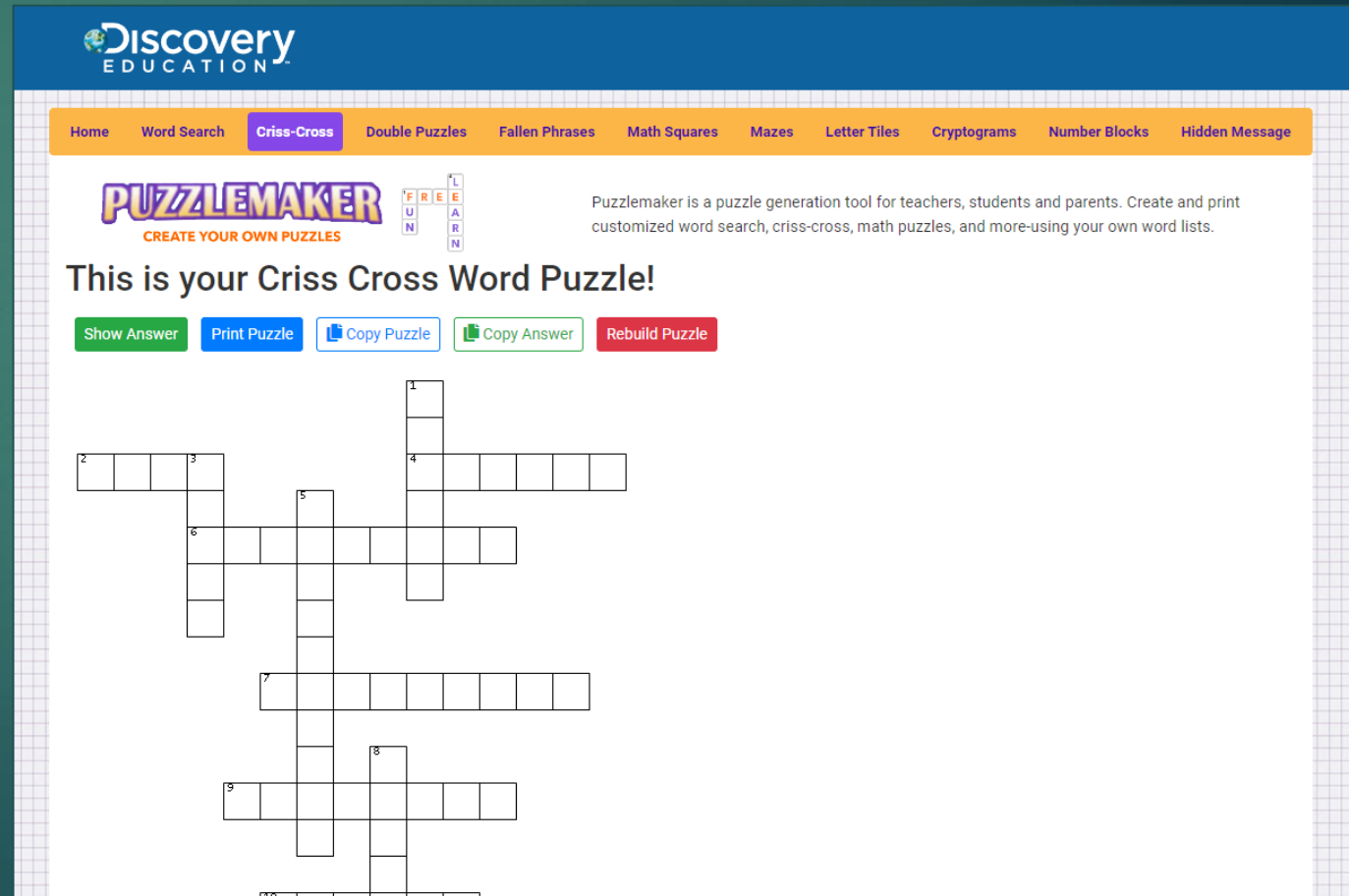
# Visual Learners

## StudyLib

Do you prefer to *touch* content? You can create puzzles (like crosswords) based on vocabulary terms to study for an upcoming exam - just enter in the words and the system will do the rest of the work!

**Site:** [Puzzlemaker.DiscoveryEducation.com](https://puzzlemaker.discoveryeducation.com)

**Cost:** Free



The screenshot displays the Discovery Education Puzzlemaker website. At the top, the Discovery Education logo is visible. Below it, a navigation bar includes links for Home, Word Search, Criss-Cross (which is highlighted), Double Puzzles, Fallen Phrases, Math Squares, Mazes, Letter Tiles, Cryptograms, Number Blocks, and Hidden Message. The main heading reads "PUZZLEMAKER" with the tagline "CREATE YOUR OWN PUZZLES". To the right, a small preview of a crossword puzzle shows the words "FREE" and "LEARN" intersecting. Below this, a text box states: "Puzzlemaker is a puzzle generation tool for teachers, students and parents. Create and print customized word search, criss-cross, math puzzles, and more-using your own word lists." The main content area features the title "This is your Criss Cross Word Puzzle!" followed by five buttons: "Show Answer" (green), "Print Puzzle" (blue), "Copy Puzzle" (blue with a document icon), "Copy Answer" (green with a document icon), and "Rebuild Puzzle" (red). Below the buttons is a crossword puzzle grid with 10 numbered starting points for words. The grid is set against a light gray grid background.

# Looking Ahead

**For next seminar**

# Next time

## Seminar 4

We will review **Unit 4 Looking Ahead**.

The discussion will be about reading and note-taking strategies.

There is a quiz.

There is no assignment in Week 4 as there is an Exam in Week 5 to prepare for.

# THANK YOU

Questions? Please contact me:  
[betsy.mccall@purdueglobal.edu](mailto:betsy.mccall@purdueglobal.edu)